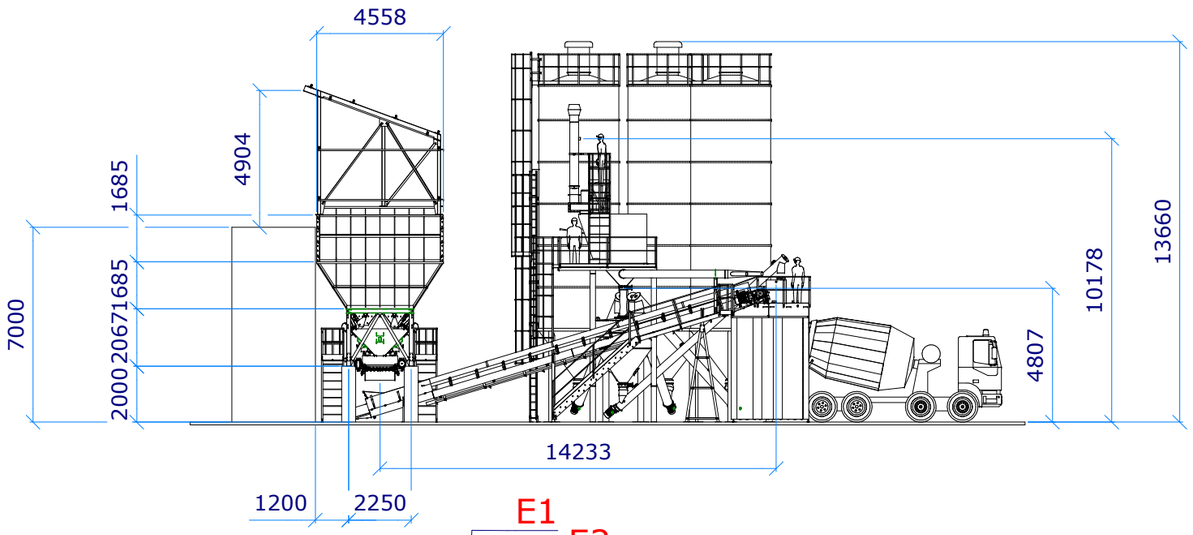

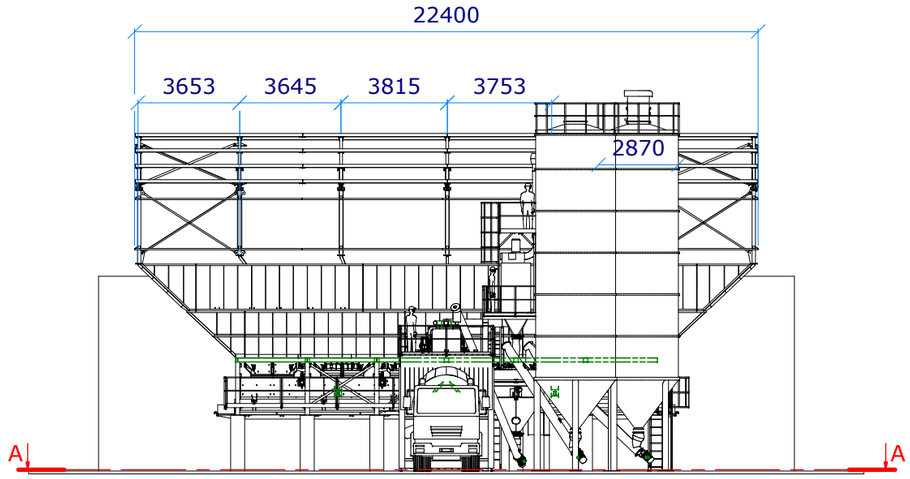

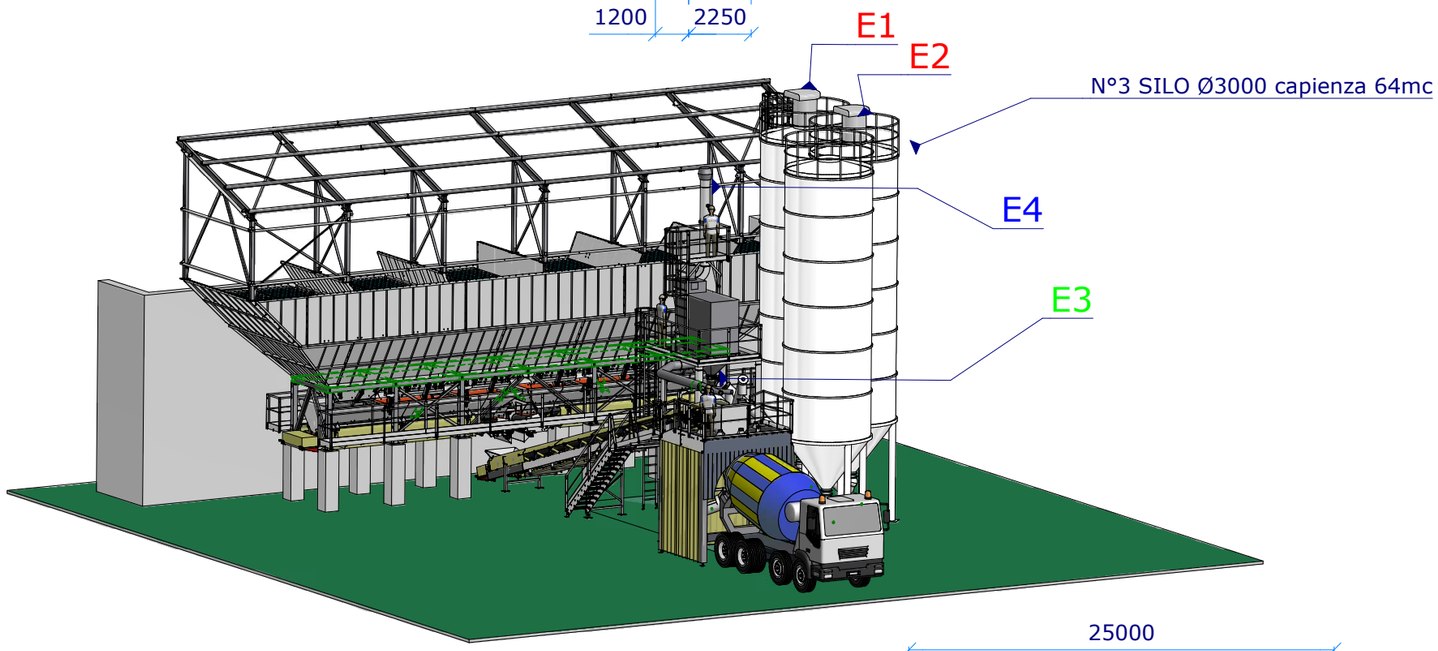

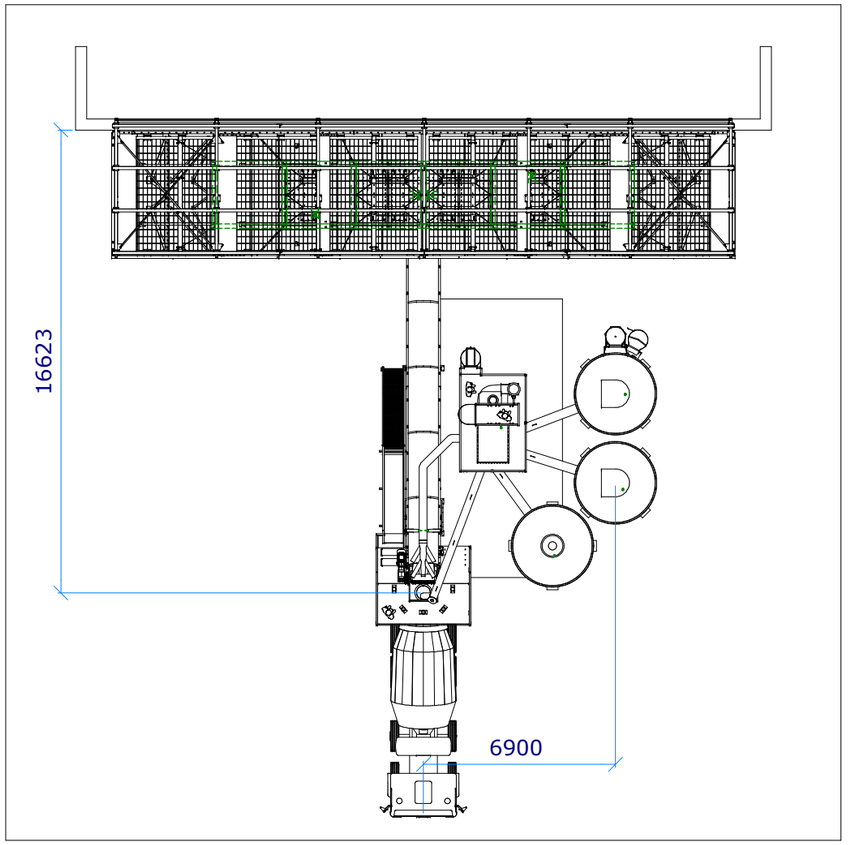

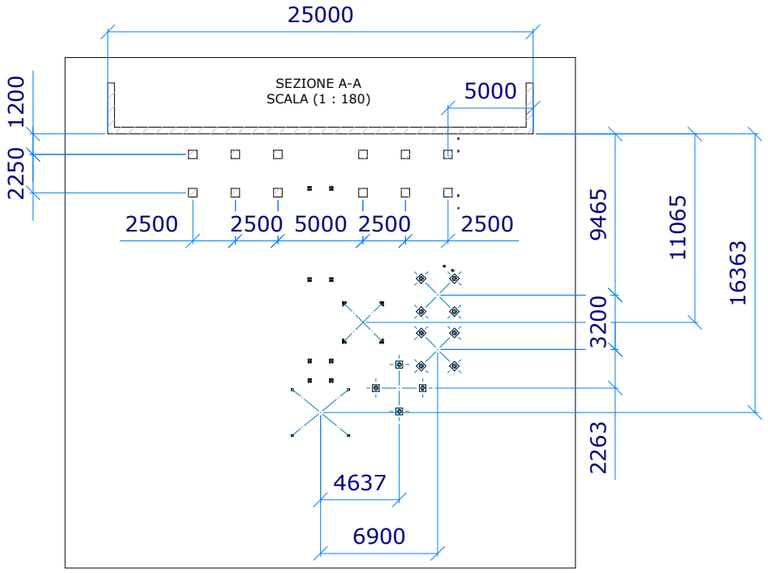

3			
2			
1			
N° / N°	DATA / DATE	REVISIONE / REVISION	DIS. / DWG	APPR. / APPD

FORMATO A1 — PROIEZIONE ISO

TOLLERANZE GENERALI / GENERAL TOLERANCES

DIMENSIONI / DIMENSIONS	≤ 500	> 500 ≤ 1500	> 1500 ≤ 4000	> 4000
SUPERFICI LAVORATE / MACHINED SURFACES	± 0.2	± 0.4	± 0.6	± 0.9
SUPERFICI GREZZE / UNMACHINED SURFACES	± 1	± 1.5	± 2	± 3.5

FINITURE SUPERFICIALI — Lavorazioni Meccaniche UNI 4600: Ra 3.2 / Ra 6.3 / Ra 12.5 / Ra 25

TOLLERANZE DIMENSIONALI: UNI EN1090 - Annex D1

SALDATURE SECONDO UNI EN 22553/UNI EN 4063
Dove non diversamente indicato A=0,7
dello spessore minimo da collegare
(Saldature Continue)

Tecno-Beton
Impianti di Dosaggio e Betonaggio
Via E. Fermi, 6/b 24040 Arcene (Bg)
tel 035 4193100 www.tecno-beton.it

IMPIANTO-PLANT: **G.E.A. srl - CASTORANI**

DISEGNATO: Pagliari M.	DATA: 19/06/2018	SISTEMA DI GESTIONE PER LA QUALITA' CERTIFICATO: RINA SERVICE EN1090-1:2009/A1:2011	
CONTROLLATO	DATA	SCALA: / SCALE:	
APPROVATO	DATA	PESO: / WEIGHT: 0 kg	
MATERIALE-MATERIAL:			

OGGETTO-OBJECT:
TB6.36 - SC. CENTRALE DRY CAPIENZA 250mc

COMMESSA

N° DIS.: / N° DWG: 900-AS-4-161-0 REV.

Questo disegno non può essere copiato, riprodotto, mostrato a terzi senza nostra autorizzazione - This dwg is not to be reproduced by whole or part nor employed for any purpose other than specifically permitted in writing by TECNO BETON S.r.l.

FILE: 900-AS-4-161-0.idw